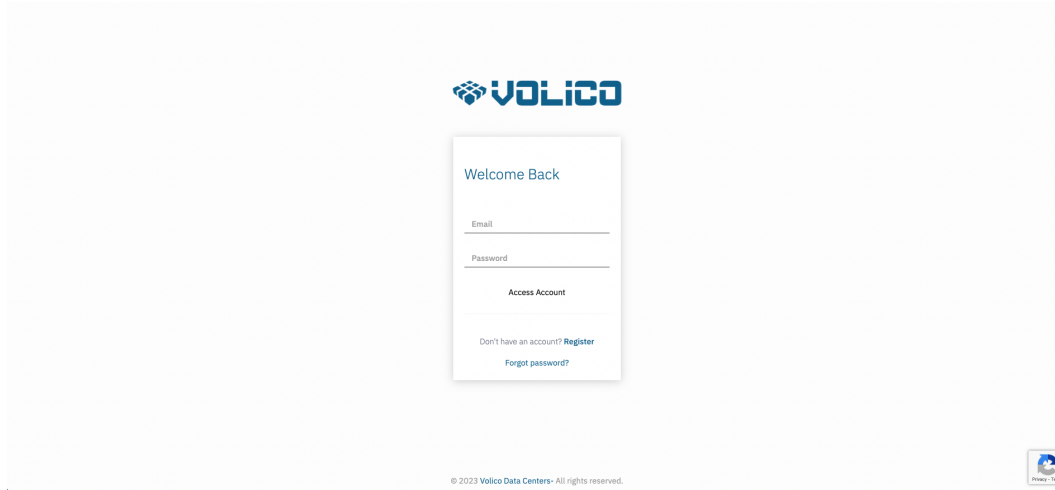


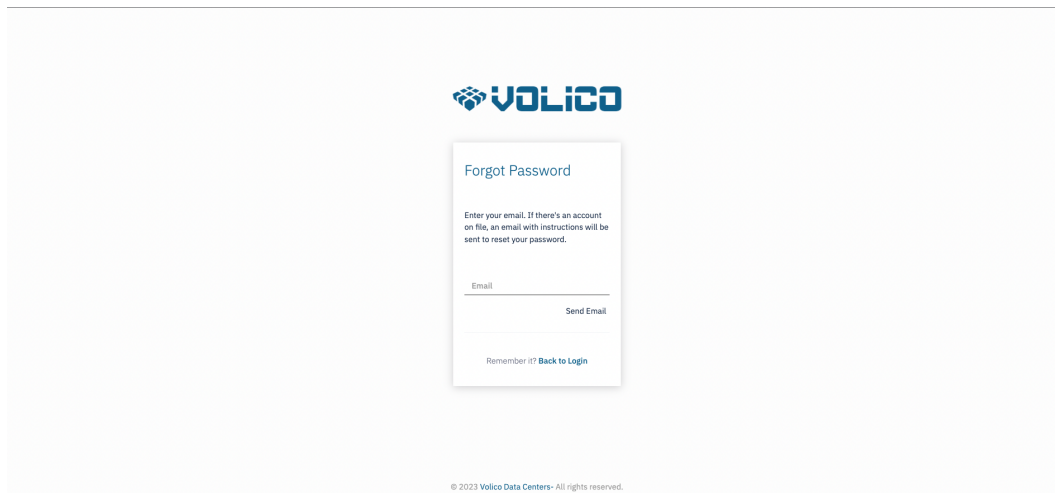
Resetting Account Password

If you find yourself unable to recall your password within the MyVolico system, please proceed to reset your password by following the prescribed steps. Should you wish to change your password, refer to the instructions provided in the "Update Password" section below.

1. Click the "Forgot Password" link at my.volico.com



2. Enter the email address associated with your account

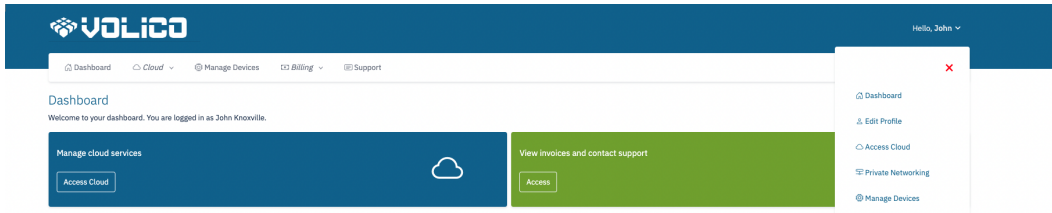


3. If an account is located with the email provided, an email will be sent to validate your identity.
4. Click the link provided in the email to be redirected to start the password reset process
5. Enter your new password.
6. Verify two-factor authentication
7. Your password has been successfully reset.

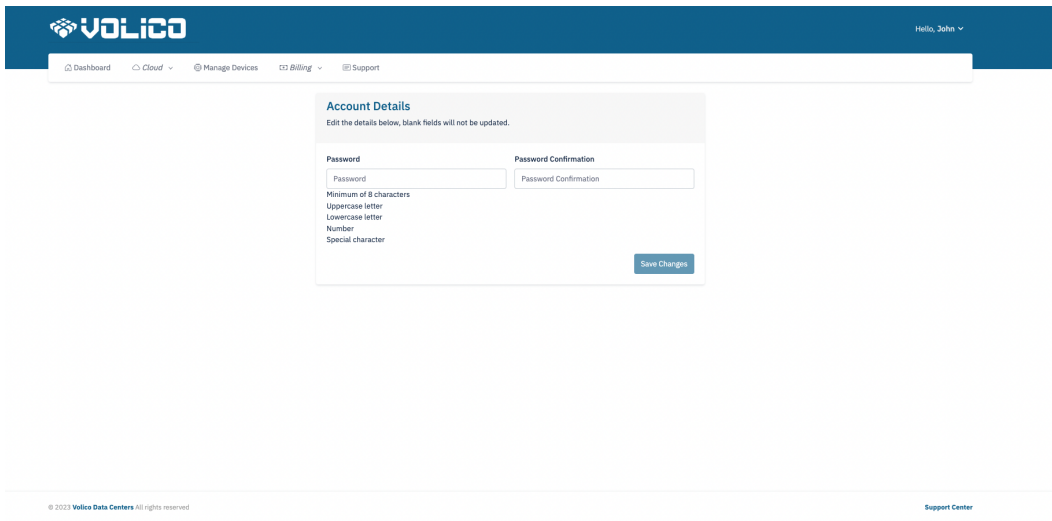
Updating Password

In the event you would like to update your password:

1. Proceed to the login screen of the MyVolico website: [MyVolico Login](#).
2. Enter the email and password associated with your account.
3. Verify two-factor authentication
4. At the top right of the screen, you will find a drop-down menu that you can open.



5. Click on "Edit Profile."



6. Enter the new password that meets the requirements.
7. Confirm the new password.
8. Submit the form.
9. Your password has been successfully changed.